

## How to create NREN Federation on Jagger Dashboard

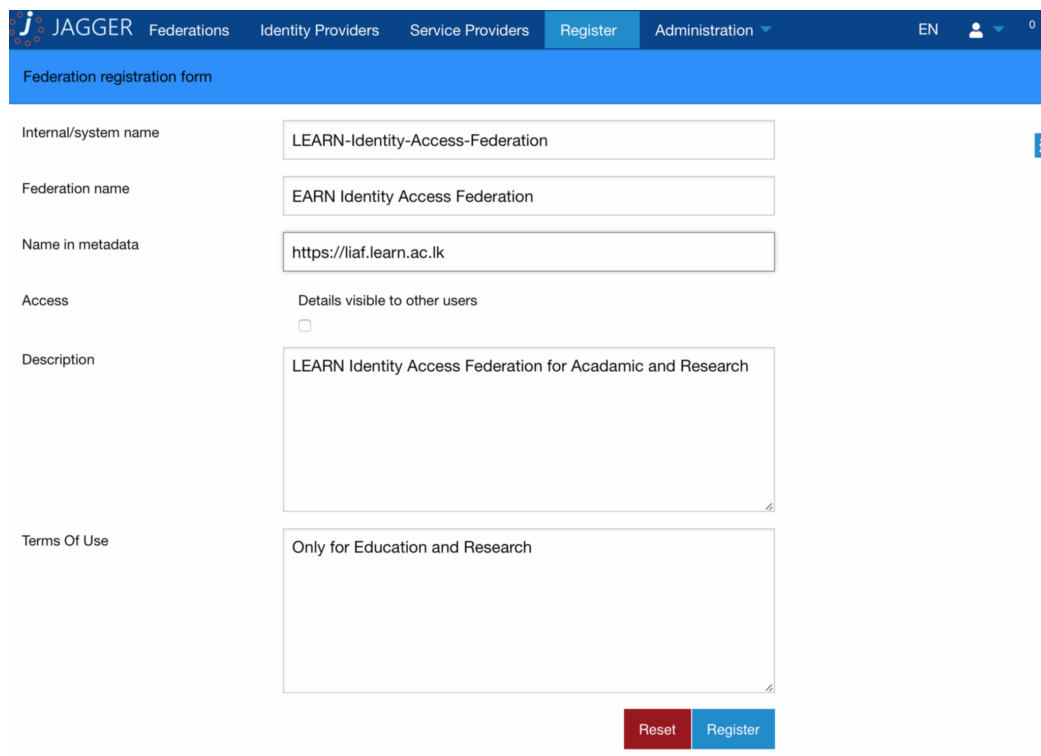
### 1. Login as admin

*(if you can not login as admin, do a clean installation on a fresh Ubuntu server 18.04 by carefully following the given instructions)*

### 2. Follow the menu path

**Register** → **Federation**

and fill the form as follows



The screenshot shows the JAGGER dashboard with the 'Register' menu item highlighted. The 'Federation registration form' is displayed with the following fields:

- Internal/system name: LEARN-Identity-Access-Federation
- Federation name: EARN Identity Access Federation
- Name in metadata: https://liaf.learn.ac.lk
- Access: Details visible to other users (checkbox is unchecked)
- Description: LEARN Identity Access Federation for Academic and Research
- Terms Of Use: Only for Education and Research

At the bottom right of the form are 'Reset' and 'Register' buttons. A blue information icon is visible on the right side of the form.

Click on **Register**

Then you should see



The screenshot shows the JAGGER dashboard with the 'Register' menu item highlighted. A green banner at the top of the main content area displays the message: 'Request has been sent to approval'. A blue information icon is visible on the right side of the banner.

(if you got errors in **RED**, remove or change incorrect characters from the fields)

Now you have to **ACCEPT** the newly created federation

Click on **1**



Click on the little **arrow** at the end of the line

Awaiting list for approval						
Date	Requester	Request Type	Primary contact	Name	Confirmed	
2019-11-29 07:56:43	Senevi Herath (senevih)	Federation - Create	senevih@learn.ac.lk		no	→

and click on **Accept Request**

Request awaiting for approval

Request

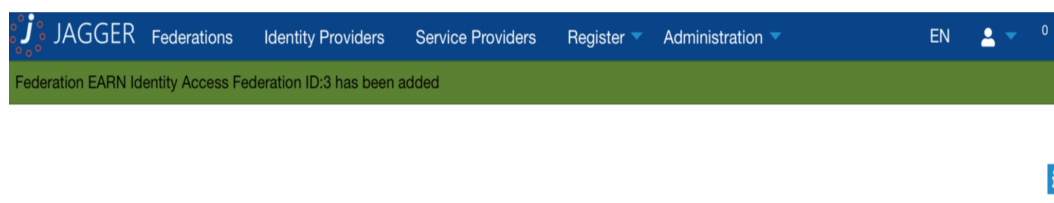
Type	Register new federation
Requestor	Senevi Herath (senevih)
Source IP	192.248.4.162
Registration Date	2019-11-29 07:56:43

Basic Information

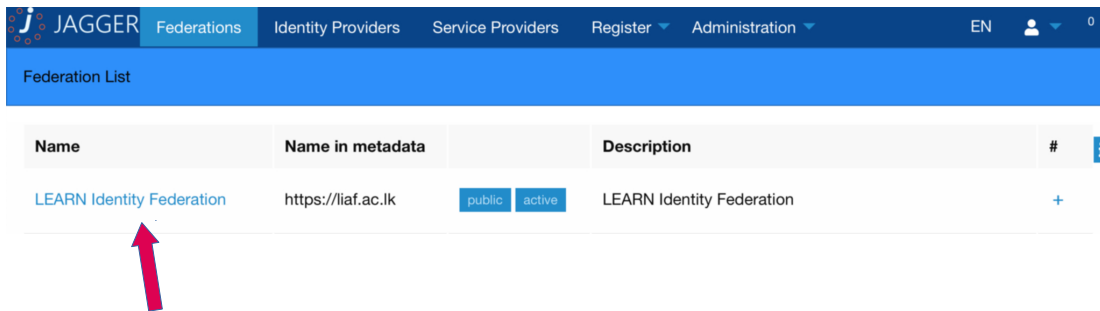
Federation name	EARN Identity Access Federation
Name in metadata	https://liaf.learn.ac.lk
Description	LEARN Identity Access Federation for Academic and Research
Terms Of Use	Only for Education and Research

[Reject request](#) [Accept request](#)

You will see

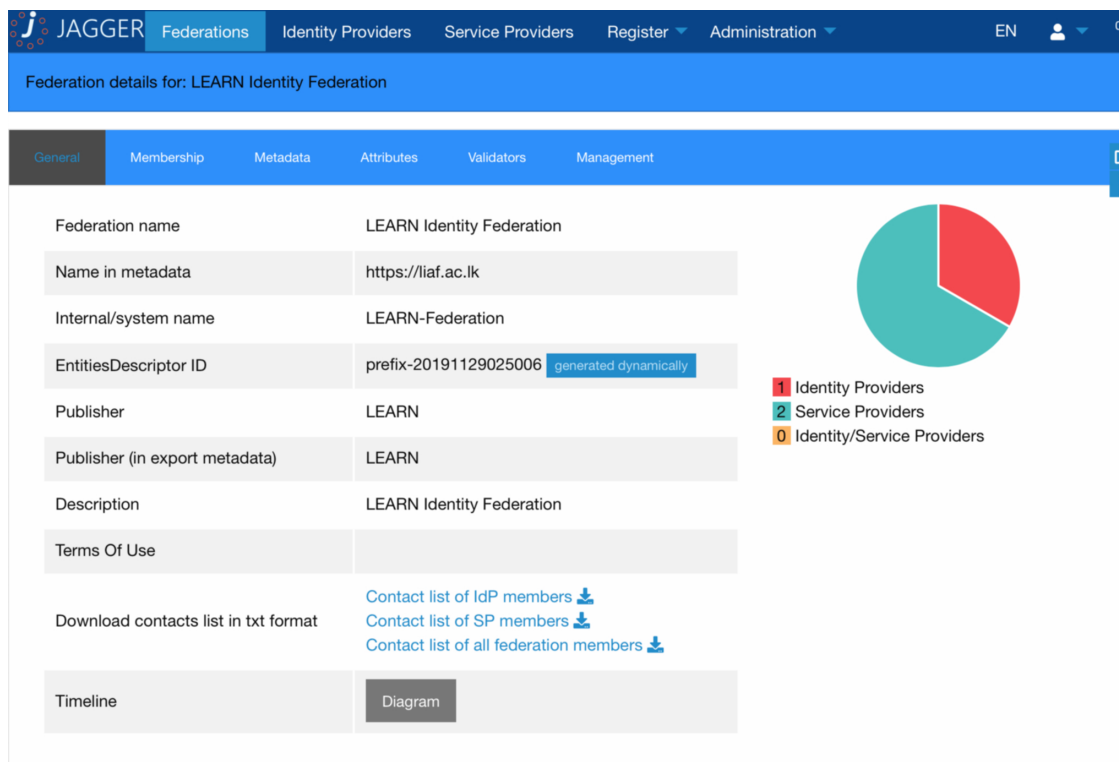


3. click on **Federation** menu Item (first menu item) to see your federation detail



Federation List				
Name	Name in metadata		Description	#
<a href="#">LEARN Identity Federation</a>	https://liaf.ac.lk	public active	LEARN Identity Federation	+

Click on your federation to view more detail. You will see



Federation details for: LEARN Identity Federation

General Membership Metadata Attributes Validators Management

Federation name	LEARN Identity Federation
Name in metadata	https://liaf.ac.lk
Internal/system name	LEARN-Federation
EntitiesDescriptor ID	prefix-20191129025006 generated dynamically
Publisher	LEARN
Publisher (in export metadata)	LEARN
Description	LEARN Identity Federation
Terms Of Use	
Download contacts list in txt format	<a href="#">Contact list of IdP members</a> <a href="#">Contact list of SP members</a> <a href="#">Contact list of all federation members</a>
Timeline	Diagram

**1** Identity Providers  
**2** Service Providers  
**0** Identity/Service Providers

Click on each **Tabs** to see what are in them

# Metadata Tab

JAGGER

Federations

Identity Providers

Service Providers

Register

Administration

EN

0

Federation details for: LEARN Identity Federation

General

Membership

Metadata

Attributes

Validators

Management

Federation metadata public link (unsigned)

https://fr-2.ac.lk/metadata/federation/LEARN-Federation/metadata.xml

Federation metadata public link (unsigned)

only Identity Providers

https://fr-2.ac.lk/metadata/federation/LEARN-Federation/IDP/metadata.xml

Federation metadata public link (unsigned)

only Service Providers

https://fr-2.ac.lk/metadata/federation/LEARN-Federation/SP/metadata.xml

Federation metadata public link (signed)

SHA-1

https://fr-2.ac.lk/signedmetadata/federation/LEARN-Federation/metadata.xml

Excluded federation members that were imported into the Resource Registry from another federation - public link (unsigned)

https://fr-2.ac.lk/metadata/federation/export/LEARN-Federation/metadata.xml

Excluded federation members that were imported into the Resource Registry from another federation - public link (signed)

SHA-1

https://fr-2.ac.lk/signedmetadata/federation/export/LEARN-Federation/metadata.xml

Sign metadata

sign

**Your Federation Metadata URL (unsigned)**

Note your metadata URL, It has to be used in your IDPs, EDS and SPs.

## Registering an Institutional IDPs on NREN Federation Dashboard

You should have **running IDP** and copy of its **Metadata** (in XML format – get a copy of browser page source)

If you want to get your member institute to register their IDP, create a new user from

**Administration → Users → Add user**

and send the credentials to the IDP admin of the your member institution

1. Login as admin/user and follow the menu path

## Register → Identity Provider

and fill the form by pasting your IDP metadata

**J JAGGER** Federations Identity Providers Service Providers Register Administration ▾ EN 0

## Identity Provider registration form

---

Metadata (optional) ⓘ

```
<?xml version="1.0" encoding="UTF-8"?>

<EntityDescriptor xmlns="urn:oasis:names:tc:SAML:2.0:metadata" xmlns:ds="http://www.w3.org/2000/09/xmldsig#"
xmlns:shibmd="urn:nacis:shibboleth:metadata:1.0" xmlns:xml="http://www.w3.org/XML/1998/namespace"
xmlns:idui="urn:oasis:names:tc:SAML:metadata:ui" entityID="https://idp.learn.ac.lk/idp/shibboleth">

  <IDPSSODescriptor protocolSupportEnumeration="urn:oasis:names:tc:SAML:2.0:protocol">

    <Extensions>
      <shibmd:Scope regexsp="false">learn.ac.lk/</shibmd:Scope>

    <mdui:UIInfo>
      <mdui:DisplayName xml:lang="en">LEARN IDP</mdui:DisplayName>
      <mdui:description xml:lang="en">Identity Provider by Lanka Education and Research Network</mdui:description>
      <mdui:Logo height="60" width="80">https://idp.learn.ac.lk/logo60x80.png</mdui:Logo>
      <mdui:Logo height="16" width="16">https://idp.learn.ac.lk/logo16x16.png</mdui:Logo>
    </mdui:UIInfo>

  </Extensions>

  <KeyDescriptor use="signing">
    <ds:keyInfo>
      <ds:X509Data>
        <ds:X509Certificate>
MIIDzCAGAgGwIBAgIUUvd/UvLoZ4vcGSfl/DaptJAHwDQVJKoZIhvcNAQELBQAQGjEYMBGYALUEAwPaWRwLmx1lXJuLmFjLmxrMB4XDTE4MTA2MjAxNDMyNyoxDTM4NTA2MjAxNDMyNyoxGjEybmIybnRlcWgkaGFkIG9wbAQEFACAAQAMITBCgKCAQEAKIOqlqS6Fw2mtI2t9Aqe8BYblpzWyURGBVzhvjOjYwYSNHTSIwhccknOV5CACAUipAEba2dEZKOpuaic7lhplUs1DNOfNEftwkSL3b+4p2CCX80H14KUPLaLO4MHKIdh72L/zv4hczzFYIKVLyrDHStelahaBt4FTccGK6pvVKHJ8xzD/Nty/KOGbLwjDzV1BPTjYKbw/QghtUoeJcv7nIvs9amJczJSORWEdv9Uza+d5HKpslB12t9x2SPqc7UG/XJoq5HWrqDUFG/uOWSEfeLeJDu3SoePf6jqgbTcozvH5/+7pwCrqopubPUfvFAbBgDAQABo2UwZadBgNHVH4EfpgDUCazcwZcp2NBkeLDGGAlKCocogVDVR0RBDeaoXYIPaWRwLmx1lXJuLmFjLmxrh1ZodHRwczoVL2lkCs2WFbyb1ShY5saay9pZHAcv2hpYmjvbGV0AdANBgkqhkiG9w0BAQEFACAAQEAHQrefGKJXEKa9bPQuKALLI2j218iqFRozee6gdewvurYDDkhGohtfxfoSegeIO2PAS5VoHl1FHERE32Ga7LFcjlelfOu24yVPQBakNIyuV/aB4c/OHDHJaiobVLRPZYQRczZWOBpiYcia5721wfGzRX+wUetJujADcs+RUJAaoV5703zascbqg7AoivEXfaAQ/7LNKP9F5onlywg7KI+9hQ2NDEbeOUAYPyIzp17llk9PHt77jdCLBaR382d+Q4Rxt=KO60n02oaer7rtSYmqecYIZUgw3EapokC3hMWDR/KuaSmOGUPTPHPilPtqb87dbwiEGwnDQ+gSGCa9==
        X509Certificate>
          </ds:X509Data>
        </ds:keyInfo>
      </KeyDescriptor>
      <KeyDescriptor use="signing">
        <ds:keyInfo>
          <ds:X509Data>
            <ds:X509Certificate>
MIIDzCAGAgGwIBAgIUikjxi5rVzcTvylRK9o3Q9rH4EdiUDwDQVJKoZIhvcNAQELBQAQGjEYMBGYALUEAwPaWRwLmx1lXJuLmFjLmxrMB4XDTE4MTA2MjAxNDMyNyoxDTM4NTA2MjAxNDMyNyofwGjEybmIybnRlcWgkaGFkIG9wbAQEFACAAQAMITBCgKCAQEAKIOqlqS6Fw2mtI2t9Aqe8BYblpzWyURGBVzhvjOjYwYSNHTSIwhccknOV5CACAUipAEba2dEZKOpuaic7lhplUs1DNOfNEftwkSL3b+4p2CCX80H14KUPLaLO4MHKIdh72L/zv4hczzFYIKVLyrDHStelahaBt4FTccGK6pvVKHJ8xzD/Nty/KOGbLwjDzV1BPTjYKbw/QghtUoeJcv7nIvs9amJczJSORWEdv9Uza+d5HKpslB12t9x2SPqc7UG/XJoq5HWrqDUFG/uOWSEfeLeJDu3SoePf6jqgbTcozvH5/+7pwCrqopubPUfvFAbBgDAQABo2UwZadBgNHVH4EfpgDUCazcwZcp2NBkeLDGGAlKCocogVDVR0RBDeaoXYIPaWRwLmx1lXJuLmFjLmxrh1ZodHRwczoVL2lkCs2WFbyb1ShY5saay9pZHAcv2hpYmjvbGV0AdANBgkqhkiG9w0BAQEFACAAQEAHQrefGKJXEKa9bPQuKALLI2j218iqFRozee6gdewvurYDDkhGohtfxfoSegeIO2PAS5VoHl1FHERE32Ga7LFcjlelfOu24yVPQBakNIyuV/aB4c/OHDHJaiobVLRPZYQRczZWOBpiYcia5721wfGzRX+wUetJujADcs+RUJAaoV5703zascbqg7AoivEXfaAQ/7LNKP9F5onlywg7KI+9hQ2NDEbeOUAYPyIzp17llk9PHt77jdCLBaR382d+Q4Rxt=KO60n02oaer7rtSYmqecYIZUgw3EapokC3hMWDR/KuaSmOGUPTPHPilPtqb87dbwiEGwnDQ+gSGCa9==
            X509Certificate>
              </ds:X509Data>
            </ds:keyInfo>
          </KeyDescriptor>
        </KeyDescriptor>
      </KeyDescriptor>
    </ds:X509Data>
  </EntityDescriptor>
```

Next

Click on **Next**

## 2. You should see

JAGGER Federations Identity Providers Service Providers Register Administration EN 0

Identity Provider registration form - advanced mode

General Organization Contacts UI Information UI Hints SAML Certificates

Federation None at the moment

**Your contact details**

Username senevih

Given name Senevi

Surname Herath

Email senevih@learn.ac.lk

Start over Save draft Register

Select your **Federation** and fill the rest of the field with valid data

## 3. Click on **Organization** Tab and fill detail about your **Campus** (click on **Add in new language** to get input box)

JAGGER Federations Identity Providers Service Providers Register Administration EN 0

Identity Provider registration form - advanced mode

General Organization Contacts UI Information UI Hints SAML Certificates

**Name of organization**

English (en) Lanka Educaton and Research Network Remove

Abkhaz (ab) Add in new language

**Displayname of organization**

English (en) Lanka Educaton and Research Network Remove

Abkhaz (ab) Add in new language

**URL to information about organization**

English (en) https://www.ac.lk Remove

Abkhaz (ab) Add in new language

Start over Save draft Register

4. Click on **Contact** Tab and add contact detail for **Support, Technical, Administrative** and etc  
(click on **Add contact** to add a contract)

The screenshot shows the JAGGER Identity Provider registration form in advanced mode. The top navigation bar includes tabs for Federations, Identity Providers, Service Providers, Register, and Administration. The 'Register' tab is active. Below this, a sub-navigation bar shows 'General', 'Organization', 'Contacts', 'UI Information', 'UI Hints', 'SAML', and 'Certificates'. The 'Contacts' tab is selected, displaying two contact entries. Each entry has a 'Type' dropdown (Support and Technical), and text fields for 'Given name', 'Surname', and 'Email'. The 'Email' field for both contacts is 'senevih@learn.ac.lk'. Below each entry is a 'Remove contact' button. At the bottom left of the contact list is an 'Add contact' button. At the bottom of the form are three buttons: 'Start over', 'Save draft', and 'Register'.

Contact	Type	Given name	Surname	Email	Action
1	Support	Senevi	Herath	senevih@learn.ac.lk	Remove contact
2	Technical	Senevi	Herath	senevih@learn.ac.lk	Remove contact

[Add contact](#)

[Start over](#) [Save draft](#) [Register](#)

5. Click on **UI information** Tab fill the details

6. Finally Click on **Register**

7. **Federation Admin** has to login and Click on **1** on the upper right corner to review and accept the new IDP